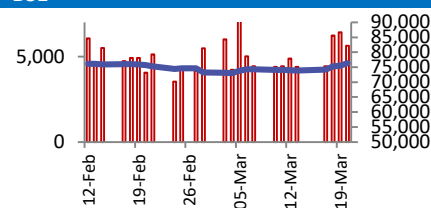
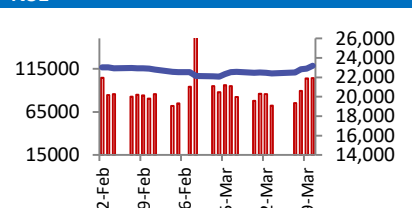


BSE



Open	75917
High	76456
Low	75685
Close	76348
Change	899
Volume (Lacs)	6278
Turnover (Rs.inCr)	5629

NSE



Open	23037
High	23217
Low	22974
Close	23191
Change	283
Volume(Lacs)	36490
Turnover(Rs.in Cr)	104176

World Markets	Current	Previous	Pt. Chg	Var(%)
Dow	41953	41965	(11)	0.0%
Dow Futures	42303	42286	17	0.0%
Nasdaq	17692	17751	(59)	-0.3%
FTSE	8702	8707	(5)	-0.1%
Nikkei	37890	37752	139	0.4%
Hang Seng	23811	24220	(409)	-1.7%
Gift Nifty	23183	23201	(19)	-0.1%
Straits Singapore	3927	3930	(4)	-0.1%
South Korea	2641	2637	4	0.1%
Taiwan	22262	22377	(115)	-0.5%
Shanghai	3386	3409	(23)	-0.7%

Commodity Prices	Current	Previous	Pt. Chg	Var(%)
Copper (\$/MT)	9937	9988	(51)	-0.5%
Alumin (\$/MT)	2660	2671	(12)	-0.4%
Zinc (\$/MT)	2919	2925	(6)	-0.2%
Brent Crude (\$/bbl)	72	72	0	0.4%
Gold (\$/Ounce)	3035	3045	(10)	-0.3%
Silver (\$/Ounce)	33	34	(0)	-1.0%
Light Crude (\$/bbl)	68	68	0	0.5%
N G (\$/mmbtu)	4	4	(0)	-2.3%
Sugar (\$/MT)	564	557	7	1.2%
Rubber (Rs./kg)	202	199	4	1.8%
Baltic Dry Index	1635	1637	(2)	-0.1%

Currency Exchange Rate	Current	Previous	Var(%)
Rs./ \$ rate	86.37	86.44	-0.08%
Rs./ Euro	93.74	94.22	-0.51%
Rs./Chinese Yuan	11.92	11.95	-0.20%
Yen / \$ rate	149.08	148.78	0.20%
\$ US/Euro	1.08	1.09	-0.07%

Dollar Index	Current	Previous	Var(%)
Dollar Index	103.89	103.85	0.03%

Support/ Resistance Levels for Today		
	Nifty	Bank Nifty Fut
Support 1	23070	49840
Support 2	23000	49600
Resistance	23270	50340

Securities in Ban For Trade	
INDUSINDBK	HINDCOPPER
MANAPPURAM	POLYCAB
SAIL	

Market Review

US: US stocks slipped on Thursday, failing to build on a Wednesday rally fueled by reassuring signals from Federal Reserve Chair Jerome Powell after the central bank held interest rates steady.

Asia: Asian equities traded cautiously early Friday, with markets uncertain about US President Donald Trump's next move in the trade war. Japan's stock market started the day on a positive note, but South Korea's shares took a hit, and Hong Kong's equity index futures were also down.

India: The Indian equities ended at their highest level in over a month on Thursday after the US Federal Reserve signalled more interest rate cuts later this year, seeing brief increase in inflation due to Trump's tariff policies. **Market is expected to open on a flattish note and likely to witness range bound move during the day.**

Global Economy: Japan's core inflation hit 3.0% in February and an index stripping away the effect of fuel rose at the fastest pace in nearly a year, a sign of broadening price pressure that reinforces market expectations of further interest rate hikes. The data came in the wake of Bank of Japan (BOJ) Governor Kazuo Ueda's warning, made after its decision to keep interest rates steady on Wednesday that rising food costs and stronger-than-expected wage growth could push up underlying inflation.

The Energy Information Administration (EIA) has released its Natural Gas Storage report, revealing an unexpected increase in the number of cubic feet of natural gas held in underground storage over the past week. The actual data shows a rise in storage to 9 billion cubic feet (B), a figure significantly higher than the forecasted 3B. This increase implies a weaker demand for natural gas, which is bearish for natural gas prices. When compared to the previous week's data, the change is even more striking. Last week's report showed a decrease of 62B, meaning this week's increase represents a significant shift in the natural gas market.

Commodities: Oil prices rose to a near three-week high in Asian trade on Friday, as fresh U.S. sanctions against Iran and plans to cut production by the OPEC+ pointed to tighter supplies in the coming months.

Gold held steady on Friday to trade below its record high hit in the previous session, supported by safe-haven demand arising from geopolitical and economic uncertainty, while the Federal Reserve's hint at rate cuts this year also fostered appeal.

Currency: The U.S. dollar was on the front foot against major peers on Friday after its best single-day performance for three weeks with the Federal Reserve indicating no rush to cut interest rates.

FII Derivative Transactions (Rs. Cr)

Contracts	Purchase		Sell		Net	Open Interest (OI)		OI (Previous day)		Change	
	Contract	Value	Contract	Value	Value	Contract	Value	Contract	Value	Contract	Value
Index Future	39991	6625	22671	3692	2933	273310	44450	276946	44544	(3636)	(94)
Index Option	12202362	2084869	12576554	2151380	(66511)	2474138	410149	3155418	523333	(681280)	(113184)
Stock Future	423713	25942	377632	22689	3253	5705059	342739	5688574	339406	16485	3333
Stock Option	1552947	97446	1585335	99502	(2056)	1473866	86613	1400430	81511	73436	5102
Total	14219013	2214882	14562192	2277263	(62381)	9926373	883951	10521368	988794	(594995)	(104843)

FII All Activity-BBG (Rs Cr)		Buy	Sell	Net
12-Mar-25		13337	14747	(1410)
13-Mar-25		11539	12397	(857)
17-Mar-25		11989	15697	(3707)
18-Mar-25		15831	15121	710
19-Mar-25		15827	16858	(1031)
Month to date- Mar		155322	178196	(22874)
FII (Prov.) (Rs. Cr)		Buy	Sell	Net
13-Mar-25		11601	12394	(793)
17-Mar-25		11263	15751	(4488)
18-Mar-25		15710	15015	695
19-Mar-25		15719	16815	(1097)
20-Mar-25		16328	13089	3239
Month to date-Mar		154110	176993	(22882)
DII (Prov.) (Rs. Cr)		Buy	Sell	Net
13-Mar-25		10032	8309	1724
17-Mar-25		12726	6726	6001
18-Mar-25		12333	9798	2535
19-Mar-25		13300	11159	2141
20-Mar-25		11784	14920	(3136)
Month to date-Mar		162150	128160	33990
FII Debt - BBG (Rs. Cr)		Buy	Sell	Net
12-Mar-25		6412	3284	3128
13-Mar-25		2832	2208	624
17-Mar-25		3416	985	2431
18-Mar-25		2576	1326	1251
19-Mar-25		7912	2404	5508
Month to date- Mar		45551	23481	22071

Market Breadth	BSE		NSE	
	No.	%	No.	%
Advance	2410	58%	1763	60%
Decline	1606	39%	1119	38%
Unchanged	130	3%	49	2%

Market Turnover	20-Mar	19-Mar	Var (%)
BSE Cash	5629	6425	-12%
NSE Cash	104176	103796	0%
NSE Futures	146506	117730	24%
NSE Options	44822756	18262712	145%
Total (Rs.Cr)	45079067	18490662	144%

Volatility Index	20-Mar	19-Mar
Volatility Index	12.60	13.30

Index PE - TTM	20-Mar	Yr. High	Yr. Low
Sensex	21.3	25.7	20.3
Nifty	20.6	24.4	19.6

Corporate News
Bain Capital to acquire 18% stake in Manappuram Finance for Rs 4,385 crore via affiliates

Bain Capital has agreed to acquire joint control in Manappuram Finance by investing Rs 4,385 crore for an 18% stake. The transaction will trigger an open offer for an additional 26% stake. Existing promoters will maintain a 28.9% stake. Manappuram Finance aims to fuel growth and expand with Bain Capital's support. (ET)

JSW Energy board approves allotment of 80,000 NCDs worth Rs 800 cr

The board has approved the allotment of 80,000 NCDs aggregating to Rs 800 crore on a private placement basis in two tranches. Earlier in January, the board had approved a proposal to raise up to Rs 3,000 crore through the issuance of rated and listed NCDs on a private placement basis. (BS)

Hindalco to invest Rs 45,000 crore in India's metal business

Chairman of Aditya Birla Group, announced a major investment of Rs 45,000 cr in Hindalco's aluminium, copper, and specialty alumina businesses. Additionally, they plan to establish India's first copper foil factory for EVs. Hindalco, a key player in the global metals industry, is set to reinforce its position as a metals powerhouse. (ET)

Economy
Maharashtra, Kerala and Tamil Nadu get over half of \$118-billion remittances in FY24

Maharashtra, Kerala and Tamil Nadu get over half of \$118-billion remittances in FY24. The shift in dominance from the Gulf countries to advanced economies like the US, UK, and Australia highlights a significant trend, with digital channels reducing transfer costs and playing a major role. (ET)

Pillow stuffing from Thailand and China faces dumping probe

India has launched an anti-dumping investigation on flexible slabstock polyol imports from China and Thailand amid allegations that low-priced imports are harming the domestic industry. (ET)

International
Elon Musk issued summons in SEC suit regarding Twitter stake disclosure

Tesla CEO Elon Musk was called to court by the Securities and Exchange Commission over a lawsuit regarding the timely disclosure of a stake in Twitter, citing a court filing. Musk was served the summons through a process server handing the documents to a security guard at the Brownsville. (Inv)

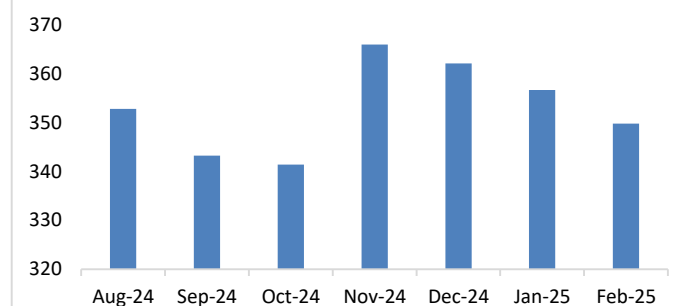
Top 5 Nifty Gainers	20-Mar	19-Mar	Var(%)
BHARTIARTL	1705	1637	4.2%
TITAN	3193	3076	3.8%
BRITANNIA	4831	4707	2.6%
BPCL	272	265	2.6%
BAJAJ-AUTO	7920	7722	2.6%
Top 5 Nifty Losers	20-Mar	19-Mar	Var(%)
INDUSINDBK	684	693	-1.2%
BAJFINANCE	8680	8732	-0.6%
TRENT	5222	5231	-0.2%
SHRIRAMFIN	668	668	0.0%

BSE Index Watch	Last	1 day	1 wk	1 mth	1 yr
SENSEX	76348	1.2%	3.1%	1.4%	5.1%
MIDCAP	41360	0.6%	5.1%	2.4%	7.0%
SMLCAP	46345	0.7%	5.0%	1.1%	9.5%
AUTO	48585	1.4%	4.0%	0.9%	2.3%
BANKEK	57508	0.6%	4.1%	3.2%	8.6%
Capital Goods	61291	0.9%	6.1%	5.0%	5.6%
FMCG	19181	1.1%	1.7%	1.3%	0.3%
Health Care	41478	1.2%	5.3%	4.7%	21.7%
IT	36082	1.3%	1.4%	-9.3%	-1.3%
METAL	31314	0.9%	4.4%	7.2%	13.3%
Oil & Gas	24543	1.6%	3.4%	2.7%	-9.4%
Power	6477	0.2%	5.3%	6.3%	-0.5%
Realty	6637	1.1%	4.7%	1.2%	-2.2%

NSE USD Futures	20-Mar	19-Mar	Var (%)
Mar Expiry (Rs./\$)	87.15	87.15	0.0%
Apr Expiry (Rs./\$)	86.39	86.45	-0.1%
Total Turnover (Rs. Crore)	3532	2378	49%

Sectors	TTM PE
Auto	27.64
Auto Ancillary	37.21
Banking	12.54
Engineering	47.74
Cement	66.59
Diamonds & Jewellery	42.21
Housing Finance	23.98
Infrastructure & Const	28.3
Metals-Aluminium	24.1
Metal – Steel	16.75
Oil Expl.	8.75
Pharma	8.63
Power – Gen. Supp.	37.05
Information Tech.	26.19
Sugar	16.02
Telecom Serv. Prov.	42.62
Tyres	26.05

Melting scrap prices (USD) (Source: BigMint)



10 year G-Sec Yield	Current	Previous	Change
US	4.24%	4.24%	0 bps
Japan	1.53%	1.52%	1 bps
India	6.64%	6.66%	(2) bps
UK	4.65%	4.63%	1 bps
Libor 3 Mths	4.85%	4.85%	(0) bps

Indian Eco Data	Current	Previous	Var(%)
Forex Reserve (US\$ in bn)	654	654	0.0%
Inflation - WPI	2.38%	2.31%	7 bps
Inflation - CPI	3.61%	4.26%	(65) bps

India GDP	Q2FY25	Q1FY25	Var(%)
Growth	6.15%	5.58%	57 bps

Monetary Policy	Current	Previous	Change
Repo Rate	6.25%	6.50%	(25) bps
Reverse Repo Rate	3.35%	3.35%	0 bps
CRR	4.00%	4.00%	0 bps
O/S Banking System Liquidity (Rs bn)	-2433	-2581	148.1

IIP Growth %	Jan-25	Jan-24	Apr-Feb
IIP	5.0	4.2	4.2
Capital Goods	7.8	3.2	5.4
Mining	5.5	3.6	4.1
Manufacturing	2.4	5.6	5.2
Electricity	4.4	6.0	3.3

ADR Price Movement									
Company	Price	Volume	Previous	Volume	Variance	No. of Share	ADR Price	BSE	Variance
	(US\$)		Day Price		(%)	Per ADR	(Rs.)	Price	(%)
Infosys Tech	18.06	19376214	18.57	9710859	-2.75%	1	1559.89	1615.55	-3.4%
Wipro	3.00	10611817	3.07	3791554	-2.28%	1	259.12	268.00	-3.3%
Dr.Reddy's	13.58	1820876	13.44	3876278	1.04%	1	1172.94	1187.20	-1.2%
ICICI Bank	30.64	5069896	30.62	5746680	0.07%	2	1323.23	1321.70	0.1%
HDFC Bank	63.72	3932465	63.17	3512513	0.87%	3	1834.55	1768.75	3.7%

GDR's (US\$)				
	Prices	Prev. Close	Change	Var %
L&T	38.50	38.20	0.3	0.8%
RIL	58.30	57.50	0.8	1.4%
SBI	86.40	86.10	0.3	0.3%

US Economy Data	Current	Previous
Inflation (%) (YoY)	2.80%	3.00%
Unemployment (%)	4.00%	4.10%

Interest Rate (%)	Current	Previous
Fed Rate	4.50%	4.50%

US GDP	Q4CY24	Q3CY24
Growth (QoQ Annualized)	2.30%	3.10%

China Economy Data	Current	Previous
GDP	5.40%	4.60%
Inflation – CPI (%)	-0.70%	0.50%

Economic Calendar	Date
Indian GDP Data	30 May
Indian Inflation Data CPI	14 Apr
Indian Inflation Data WPI	15 Apr
Indian Monetary Policy	09 Apr
India's Industrial Production (IIP)	28 Apr
US Inflation Data	10 Apr
US GDP	27 Mar
US Unemployment Data	04 Apr
US Fed Rate	07 May
China GDP	16 Apr
China Inflation Data	10 Apr

[illegible]

Bulk Deal As On 20/03/25

BSE					
Security Code	Security Name	Client Name	Deal	Quantity	Price
542012	A1L	SKSE SECURITIES LIMITED CORP CM/TM PROP A/C	S	150237	515.82
542012	A1L	SKSE SECURITIES LIMITED CORP CM/TM PROP A/C	B	150237	458.85
544353	AMWILL	MAYADEVI KRISHNAAWTAR KABRA	B	196800	72.03
544353	AMWILL	RISHIKIRAN LOGISTICS PVT.LTD	S	206400	72.05
537766	BCP	SRESTHA FINVEST LIMITED	S	169000	2
537766	BCP	SRESTHA FINVEST LIMITED	B	539337	1.99
543439	BRANDBUCT	AMIN ABDULBHAJ NAYANI	S	140000	5.64
543439	BRANDBUCT	NAZIYAAMINNAYANI	B	138000	5.64
523844	CONSTRONIC	MANISH KUMAR JAIN HUF	S	79293	82
523844	CONSTRONIC	PARMAR DEVELOPERS AND PROPERTIES PVT LTD	B	79293	82
512361	CUPIDALBV	SHIPRABATHLA	B	5000	112.24
541778	DEEP	MALANI WEALTH ADVISORS PRIVATE LIMITED	B	369000	45.25
541778	DEEP	NNM SECURITIES PVT LTD	S	369000	45.25
539596	DELTA	RAKESH KUMAR GOEL	S	75000	8.5
539596	DELTA	VATSAL AGARWAAL	B	75000	8.5
543516	DHYAANITR	BHAVIN INDRAJIT PARIKH	S	95200	12.53
543284	EKI	NEO APEX VENTURE LLP	S	150000	89.62
539533	ELITECON	MULTITUDE GROWTH FUNDS LIMITED	S	7500	287.65
539032	FRASER	AARNAV CHAUDHARY	B	118675	9.45
539032	FRASER	AARNAV CHAUDHARY	S	87222	10.23
539032	FRASER	INDIVAR TRADERS PRIVATE LIMITED	S	117000	9.31
539032	FRASER	NIVESH CONSULTANCY PRIVATE LIMITED	B	100000	10.23
539407	GENCON	RAJESH MIRCHUMAL SADHWANI	S	356000	28.05
539407	GENCON	SNEHA SADHWANI	B	356000	28.05
539228	GGPL	NNM SECURITIES PVT LTD	S	296218	3.4
513536	GNRL	JYOTIBEN RAKESHBHAI LAHOTI	S	2900000	19.52
544349	HMEML	GOENKA BUSINESS & FINANCE LIMITED	B	156800	66
544349	HMEML	KOMALAY INVESTRADE PRIVATE LIMITED	S	156800	66
524614	INDXTRA	GRID TRADING PRIVATE LIMITED	B	1200000	4.69
524614	INDXTRA	JIGNESH KUMARPAL SHAH	S	1102000	4.7
524614	INDXTRA	PRAVINKUMARDEVICHANDJAIN	S	1100000	4.7
524614	INDXTRA	UNLISTED ASSETS PRIVATE LIMITED	B	2000000	4.7
531780	KACL	LORANCE INVESTMENTS AND TRADING LIMITED	S	345588	5.19
540515	KANUNGO	HEMANT KUMAR AGARWAL	S	42940	8.25
540515	KANUNGO	SNEHA SANJEEV LUNKAD	B	37976	8.25
535730	KHOBSURAT	DEALMONEY COMMODITIES PRIVATE LIMITED	S	2555641	0.5
519279	MADHURIND	ALPESHBHAI RASIKLAL SHAH	B	23480	5.6
539762	MEAPL	HIREN PARAMANANDDAS SHAH	S	100000	24.61
539762	MEAPL	TEJAL HIREN SHAH	B	100000	24.61
512415	MERCTRD	CENTURY INDIA OPPORTUNITY FUND PC	B	100000	20.68
512415	MERCTRD	MADHU KUMARI BAIRWA	S	137000	20.68
512415	MERCTRD	PUSHKAL GOYAL	S	78000	20.68
512415	MERCTRD	RUCHIRA GOYAL	B	80000	20.68
531254	OPTIFIN	ARYAMAN BROKING LIMITED	B	118000	239
531254	OPTIFIN	NIRBHAY FANCY VASSA	S	118034	239
540198	OSIAJEE	CHAUBARA EATS PRIVATE LIMITED	B	50000	162.95
531255	PARAGONF	MOHAMMAD ZAFAR	B	40008	50.8
533100	PEIL	VIJAYALAKSHMIRAGHUNATHAN	S	266669	4.33
511557	PROFINC	NEHABEN PRADIPBHAI PRAJAPATI	S	2142500	4.71
511557	PROFINC	RAKESHBHAI POPATBHAI TEJAANI	S	1600000	4.71

511557	PROFINC	RAMESH SAWALRAM SARAOGI	B	16800000	4.71
511557	PROFINC	SOMNATH SURESHBHAI PATIL	S	4299878	4.72
511557	PROFINC	TEJANI KRISHTA RAKESHKUMAR	S	1999980	4.71
544236	RAL	PLUTUS CAPITAL MANAGEMENT LLP	B	15600	50.29
512097	SAICOM	GAUTAMPRAKASH	S	587732	0.37
512097	SAICOM	GAUTAMPRAKASH	B	1700100	0.36
534708	SHANTIGURU	ALL ROUNDER MARKETING PVT LTD	B	156000	7.4
534708	SHANTIGURU	XTENDED BUSINESS REPORTING LIMITED	S	156000	7.4
543970	SHOORA	ABHAY CHANDRAKANT LAKHANI	S	46500	53.05
543970	SHOORA	BHANSALI VALUE CREATIONS PRIVATE LIMITED	S	55500	53.05
543970	SHOORA	FINAAX CAPITAL ADVISORS PRIVATE LIMITED	B	55500	53.05
543970	SHOORA	TRUVITO CORPORATE ADVISORS LLP	B	46500	53.05
543924	SONALIS	HUKAMSINH ANOPSINH ZALA	S	14000	47.83
540914	SRUSTEELS	HIRALBEN KEYURBHAI DAGLI	B	500000	6.24
540914	SRUSTEELS	NEEL NILESHBHAI DOSHI	B	475315	6.2
513488	SSWRL	DREAMBULLS PARTNERS PRIVATE LIMITED	B	29300	31.45
513488	SSWRL	URVASHIBEN THAKORBHAI MISTRI	S	29300	31.45
539117	SUJALA	RESHMA JAGANNATH KEMBARI	S	29000	72.25
544368	SWASTH	ALL TIME SECURITIES PRIVATE LIMITED	B	49200	41.86
544368	SWASTH	MULTIPLIER SHARE & STOCK ADVISORS PRIVATE LIMITED	S	43200	39.97
530217	SWOJAS	PARTHRAJSINH HARSHADSINH RANA	S	400000	15
539278	SYMBIOX	ANURAG SITARAM RAWAT HUF	S	402562	3.34
539278	SYMBIOX	YUGAM ANURAG RAWAT	B	402562	3.34
538706	ULTRACAB	ALTAB USMANBHAI PATHAN	S	1260833	11.27
538706	ULTRACAB	HARSHA RAJESH JHAVERI	S	1350000	12.03
508494	WARRENTEA	MANJU SARAF	B	101000	42.53
508494	WARRENTEA	PRADEEP KUMAR SARAF	S	100000	42.52
531663	YUVRAAJHPL	SHANTI KUMAR SARAOGI	B	500000	12.46
530697	ZENLABS	HITESH BASANT SUNDESHA	B	36972	31.03

NSE

Security Code	Security Name	Client Name	Deal	Quantity	Price
AARTECH	Aartech Solonics Limited	AVIRAT ENTERPRISE	BUY	175000	55.08
AARTECH	Aartech Solonics Limited	KABRA KAILASH	SELL	200000	55
AGSTRA	AGS Transact Tech Ltd	BAJAJ FINANCE LIMITED	SELL	2527825	11.34
AKG	AKG Exim Limited	MLH VENTURES LLP	SELL	743000	13.18
AKG	AKG Exim Limited	TSM FINANCIAL SERVICES PRIVATE LIMITED	BUY	555000	13.18
AKG	AKG Exim Limited	TSM FINANCIAL SERVICES PRIVATE LIMITED	BUY	189000	13.19
CPS	C P S Shapers Limited	ALPA WEALTH CREATOR	SELL	12600	524.76
GENSOL	Gensol Engineering Ltd	AGNIJA TIE-UP PRIVATE LIMITED	SELL	200000	237.9
GENSOL	Gensol Engineering Ltd	CINCO STOCK VISION LLP	SELL	232137	244.37
GENSOL	Gensol Engineering Ltd	INDIAN CHAIN PRIVATE LIMITED	SELL	430000	236.74
GSLSU	Global Surfaces Limited	AGGARWAL DIWAKAR	BUY	456941	109
GLFL	Gujarat Lease Fin Ltd	BHARAT KANTILAL SHAH	SELL	160000	3.99
JEYYAM	Jeyyam Global Foods Ltd	MALANI WEALTH ADVISORS PRIVATE LIMITED	SELL	598000	38.75
JEYYAM	Jeyyam Global Foods Ltd	NNM SECURITIES PVT LTD	BUY	600000	38.75
MAKS	Maks Energy Sol India Ltd	MALANI WEALTH ADVISORS PRIVATE LIMITED	BUY	150000	28.5
NHIT	National Highw Infra Trus	LARSEN AND TOUBRO LIMITED	BUY	22400000	133.5
NHIT	National Highw Infra Trus	SBI MUTUAL FUND	SELL	61025000	133.5
NHIT	National Highw Infra Trus	VIDYANITI LLP	BUY	37450000	133.5
NEELAM	Neelam Linens & Gar (I) L	MANISH KUMAR	SELL	150000	23.55
ORICONENT	Oricon Enterprises Ltd	HAZARIMALL SOMANI	BUY	1250000	39.44
ORICONENT	Oricon Enterprises Ltd	ORIENTAL ENTERPRISES	SELL	1250000	39.44
PANACEABIO	Panacea Biotech Ltd.	MAGIC-SQUARE HOSPITALITYSERVICES LLP	SELL	800000	453.02
PARAMOUNT	Paramount Dye Tec Limited	VINEY EQUITY MARKET LLP	SELL	52800	48.55
PREMIUM	Premium Plast Limited	COMFORT CAPITAL PRIVATE LIMITED	SELL	150000	33.55
PREMIUM	Premium Plast Limited	SAPNA MAHESH RUPANI	BUY	114000	33.43
RVTH	Revathi Equipment India L	NAGARAJA NAIDU VADLAMUDI	SELL	24000	970.7
RVTH	Revathi Equipment India L	SUNEEL VADLAMUDI	BUY	23941	970.77
SATIPOLY	Sati Poly Plast Limited	BHAVNA GROVER	BUY	44500	76
SATIPOLY	Sati Poly Plast Limited	MANISH GROVER	SELL	55000	76.31
SMVD	SMVD Poly Pack Limited	ATUL JAIN	BUY	80800	11.2
SONAMAC	Sona Machinery Limited	MUKESH SHARMA FAMILY TRUST	SELL	69000	91
SOTAC	Sotac Pharmaceuticals Ltd	CRAFT EMERGING MARKET FUND PCC- ELITE CAPITAL FUND	BUY	183600	120
SOTAC	Sotac Pharmaceuticals Ltd	GOENKA BUSINESS & FINANCE LIMITED	SELL	183600	120
VERTEXPLUS	Vertex plus Technologies L	BIKENKUMAR SURESHBHAI PATEL	BUY	32400	139.3
VERTEXPLUS	Vertex plus Technologies L	CRAFT EMERGING MARKET FUND PCC- ELITE CAPITAL FUND	BUY	39000	132
VERTEXPLUS	Vertex plus Technologies L	GOENKA BUSINESS & FINANCE LIMITED	SELL	39000	132
VERTEXPLUS	Vertex plus Technologies L	KETANKUMAR RAGHURAM THAKKAR HUF	SELL	35400	139.51
VERTEXPLUS	Vertex plus Technologies L	MEET D THAKKAR HUF	SELL	33000	139.8
VERTEXPLUS	Vertex plus Technologies L	RUTU PARTH PATEL	BUY	68400	139.67
VERTEXPLUS	Vertex plus Technologies L	SMIT S THAKKARHUF	SELL	37200	139.74
VERTEXPLUS	Vertex plus Technologies L	SURESH RAGHURAMBHAI THAKKAR HUF	SELL	33000	139.73
VERTEXPLUS	Vertex plus Technologies L	ZETA GLOBAL FUNDS (OEIC) PCC LIMITED-ZETA SERIES B FUND PC	BUY	30000	139.8
VLEGOV	VL E Gov and IT Sol Ltd	MONEYLEADER FINANCE INDIA PRIVATE LIMITED	BUY	772331	35.97
VLEGOV	VL E Gov and IT Sol Ltd	NEO APEX VENTURE LLP	SELL	825000	35.97
WALCHANNAG	Walchandnagar Ind. Ltd	KHAZANA TRADELINKS PRIVATE LIMITED	BUY	300000	167
WALCHANNAG	Walchandnagar Ind. Ltd	SUBHKAM VENTURES I PVT LTD	SELL	300000	167

Disclosure:

Research Reports that are published by Nirmal Bang Securities Private Limited (hereinafter referred to as "NBSPL") are for private circulation only. NBSPL is a registered Research Analyst under SEBI (Research Analyst) Regulations, 2014 having Registration no. INH000001766. NBSPL is also a registered Stock Broker with National Stock Exchange of India Limited, BSE Limited, Metropolitan Stock Exchange of India Limited, Multi Commodity Exchange of India Limited and , National Commodity and Derivative Exchange Limited in Capital Market , Equity and Commodities derivatives segments and Currency Derivatives Segment .

NBSPL has other business divisions with independent research teams separated by Chinese walls, and therefore may, at times, have different or contrary views on stocks and markets.

NBSPL or its associates have not been debarred / suspended by SEBI or any other regulatory authority for accessing / dealing in securities Market since last 20 years. NBSPL, its associates or analyst or his relatives do not hold any financial interest (Except Investment) in the subject company. NBSPL or its associates or Analyst do not have any conflict or material conflict of interest at the time of publication of the research report with the subject company. NBSPL or its associates or Analyst or his relatives may or may not hold beneficial ownership of 1% or more in the subject company at the end of the month immediately preceding the date of publication of this research report.

NBSPL or its associates / analyst has not received any compensation / managed or co-managed public offering of securities of the company covered by Analyst during the past twelve months. NBSPL or its associates have not received any compensation or other benefits from the company covered by Analyst or third party in connection with the research report. Analyst has not served as an officer, director or employee of Subject Company. NBSPL / analyst has not been engaged in market making activity of the subject company.

Analyst Certification: The research analysts and authors of these reports, hereby certify that the views expressed in this research report accurately reflects my/our personal views about the subject securities, issuers, products, sectors or industries. It is also certified that no part of the compensation of the analyst(s) was, is, or will be directly or indirectly related to the inclusion of specific recommendations or views in this research. The analyst(s) principally responsible for the preparation of this research report and has taken reasonable care to achieve and maintain independence and objectivity in making any recommendations.

Disclaimer:

The Research Report is for the personal information of the authorized recipient and does not construe to be any investment, legal or taxation advice. NBSPL is not soliciting any action based upon it. Nothing in the research report shall be construed as a solicitation to buy or sell any security or product, or to engage in or refrain from engaging in any such transaction. In preparing the research report, we did not take into account the investment objectives, financial situation and particular needs of the reader.

The research report has been prepared for the general use of the clients of NBSPL and must not be copied, either in whole or in part, or distributed or redistributed to any other person in any form. If you are not the intended recipient you must not use or disclose the information in the research report in any way. Though disseminated to all the customers simultaneously, not all customers may receive the research report at the same time. NBSPL will not treat recipients as customers by virtue of their receiving the research report. The research report is not directed or intended for distribution to or use by any person or entity resident in a state, country or any jurisdiction, where such distribution, publication, availability or use would be contrary to law, regulation or which would subject NBSPL & its group companies to registration or licensing requirements within such jurisdictions.

The report is based on the information obtained from sources believed to be reliable, but we do not make any representation or warranty that it is accurate, complete or up-to-date and it should not be relied upon as such. We accept no obligation to correct or update the information or opinions in it. NBSPL or any of its affiliates or employees shall not be in any way responsible for any loss or damage that may arise to any person from any inadvertent error in the information contained in the research report. NBSPL or any of its affiliates or employees do not provide, at any time, any express or implied warranty of any kind, regarding any matter pertaining to this report, including without limitation the implied warranties of merchantability, fitness for a particular purpose, and non-infringement. The recipients of the research report should rely on their own investigations.

This information is subject to change without any prior notice. NBSPL reserves its absolute discretion and right to make or refrain from making modifications and alterations to this statement from time to time. Nevertheless, NBSPL is committed to providing independent and transparent recommendations to its clients, and would be happy to provide information in response to specific client queries.

Before making an investment decision on the basis of research report, the reader needs to consider, with or without the assistance of an adviser, whether the advice is appropriate in light of their particular investment needs, objectives and financial circumstances. There are risks involved in securities trading. The price of securities can and does fluctuate, and an individual security may even become valueless. International investors are reminded of the additional risks inherent in international investments, such as currency fluctuations and international stock market or economic conditions, which may adversely affect the value of the investment. Opinions expressed are subject to change without any notice. Neither the company nor the director or the employees of NBSPL accept any liability whatsoever for any direct, indirect, consequential or other loss arising from any use of the research report and/or further communication in relation to the research report. Here it may be noted that neither NBSPL, nor its directors, employees, agents or representatives shall be liable for any damages whether direct or indirect, incidental, special or consequential including lost revenue or lost profit that may arise from or in connection with the use of the information contained in the research report.

Copyright of this document vests exclusively with NBSPL.

Our reports are also available on our website

Registration granted by SEBI and certification from NISM in no way guarantee performance of NBSPL or provide any assurance of returns to investors.

Nirmal Bang Research (Division of Nirmal Bang Securities Pvt. Ltd.)

B-2, 301/302, Marathon Innova,
Opp. Peninsula Corporate Park
Off. Ganpatrao Kadam Marg
Lower Parel(W), Mumbai-400013
Board No. : 91 22 6723 8000/8001
Fax. : 022 6723 8010